




How to Set Voicemail to English

Cellular Telephone



- ① To change the voice guidance language, please dial **1 4 5 8**  . You will hear the Japanese voice guidance for the next step.
- ② Please press **1** for outbound call settings. You will hear the Japanese voice guidance for the next step.
- ③ Please press **2** for English voice guidance. You will hear the Japanese voice guidance for the next step.
- ④ Please press **#** for confirmation.
- ⑤ Your default voice guidance is now set to English.

Please press ***** to continue to inbound call settings, **#** to finish setting up.

*You are able to operate in the middle of the Japanese voice guidance.

How to Save, Replay and Delete Voicemail

Cellular Telephone

- ① Dial **1 4 1 7** 
Follow the guidance on what you wish to do
 - ② Press **1** Replay the message
2 Save the message
3 Delete
Listen to next message
- ↓
- ③ *****  END CALL